



ICETRO

Ice Cube Machine

Modular Type

SCI-300A(H)

Features



*Production

- Produces up to 256kg(564.4Lbs) per day.

*Ice storage (Optional)

- Ice storage capacity is up to 150kg(331Lbs)
- High density urethane foaming insulation keeps the ice shape for long.

*Stainless steel exterior

- Durable & Rustless Stainless Steel

*Easy Operation

- Simple indicator & switch


*Electrical control system

*CE & ETL approved

5 YEAR WARRANTY



Made in Korea



Regular / Half Dice shape



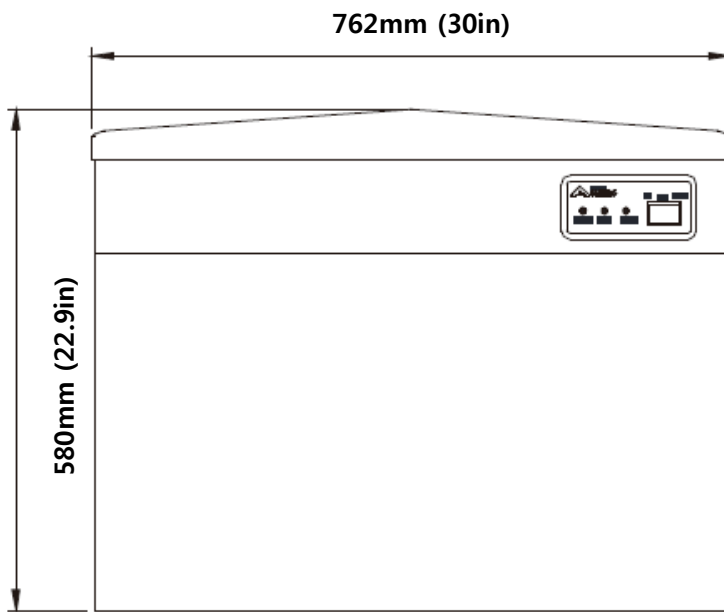
ICETRO

SINCE 1981 - ARTISAN SPRIT

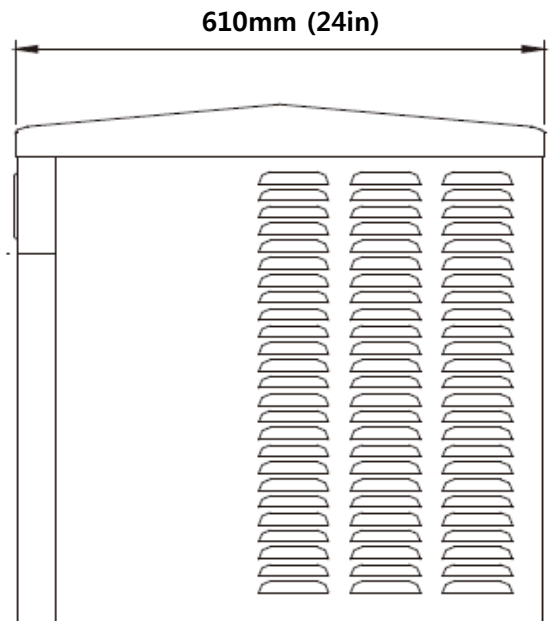
Island Freezer / Ice Cream Cabinet / Ice Maker
Soft Ice Cream Machine / Slush Machine

Distributed by

Drawings



Front Side View



Left Side View

Exterior

*Based on 220V/60Hz type

Dimensions	Net.		Gross.	
	mm	Inch	mm	inch
Width	762	30	825	32.5
Depth	610	24	675	26.6
Height	580	22.9	765	30.1

Weight	Net.		Gross.	
	kgs	ilbs	kgs	lbs
	84 (±5)	185.2 (±11)	96.5 (±5)	212.7 (±11)

Specifications

Compressor	1.5HP, 18,000BTU/h - Aspera
Refrigerant	R-404A
Condenser	Air-cooled / Water-cooled
Production	256Kg (564.4Lbs)
Storage Bin Capacity (OPTIONAL/SCI-235B)	150Kg (331Lbs)

Operating Limits

- *Ambient Temp Range
10°C-38°C (50°F-100°F)
- *Water Temp Range
10°C-32°C (50°F-90°F)
- *Water Pressure
20psi-80psi (1.38bar-5.52bar)
- *Voltage Range
±10% from regular voltage

*Product's exterior and specifications can be modified without prior notice.

Electrical

Power consumption	1,300 Watt (±10%)
Voltage	208~230V/60HZ/1PH 220~240V/50HZ/1PH

Distributed by

